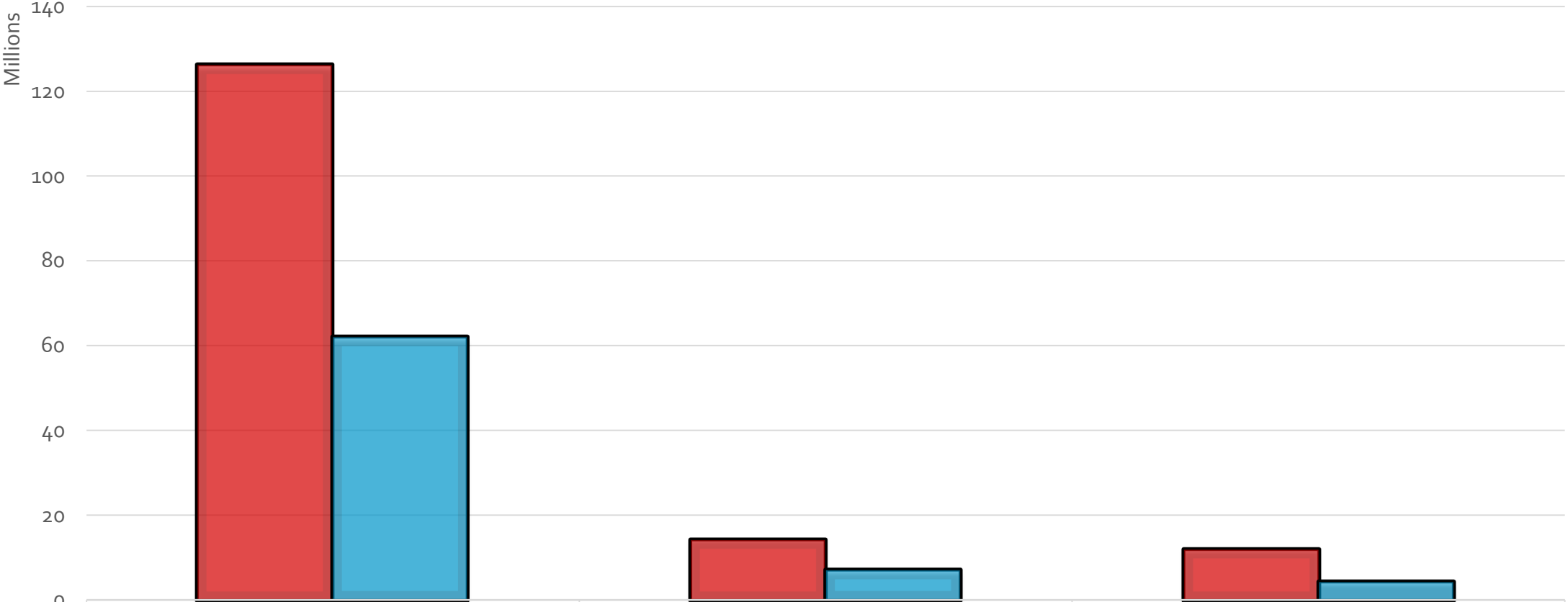


# FY 2021 Q1-Q2 Quarterly Review

---

Select Board 6/16/2021

# Property Tax, State Aid, Local Receipts Highlights



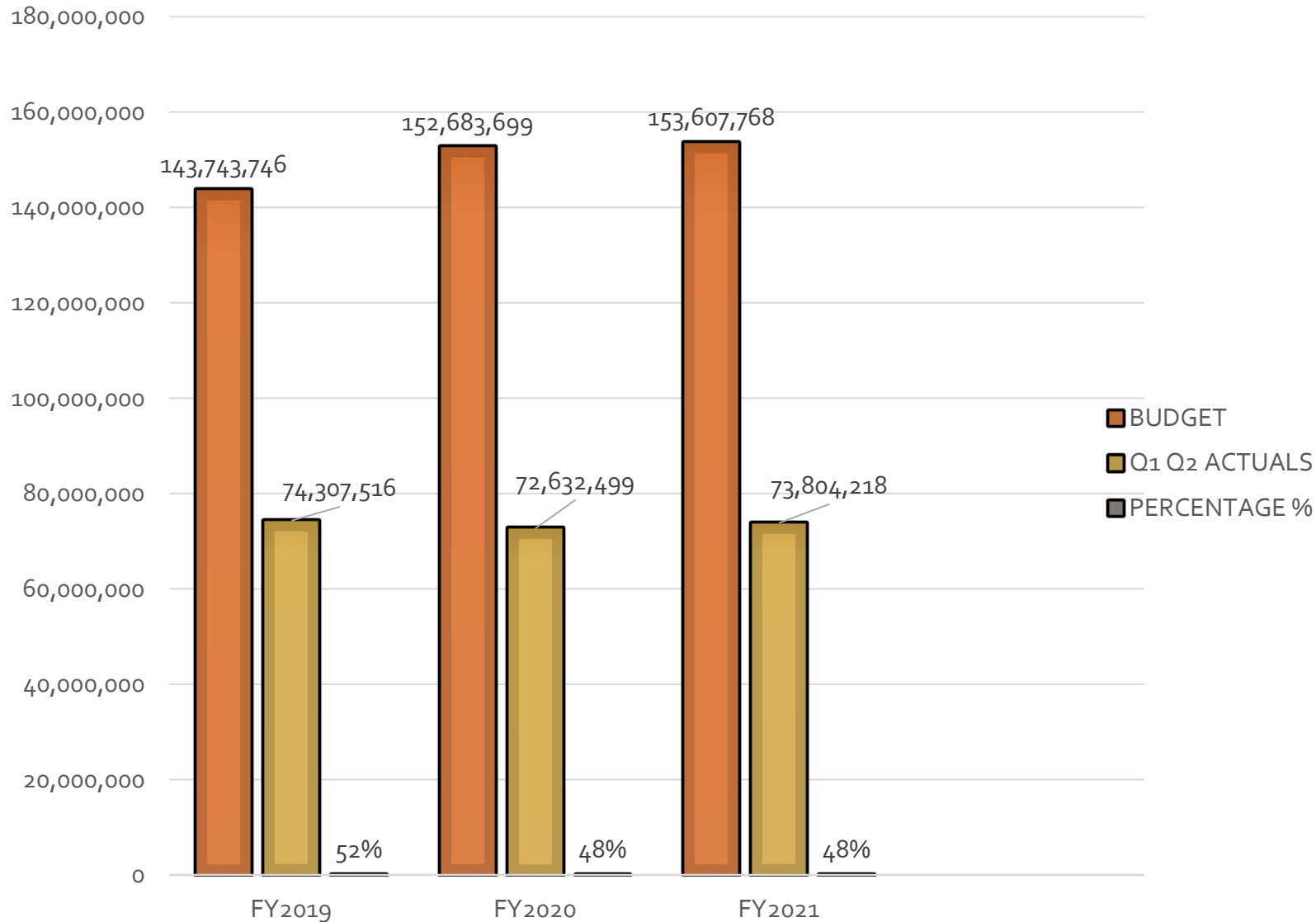
Percentage	49%	49%	36%
FY21 BUDGET	126,170,609	14,876,255	12,560,904
Q1+Q2 ACTUAL	62,029,668	7,259,530	4,515,020

■ FY21 BUDGET   ■ Q1+Q2 ACTUAL

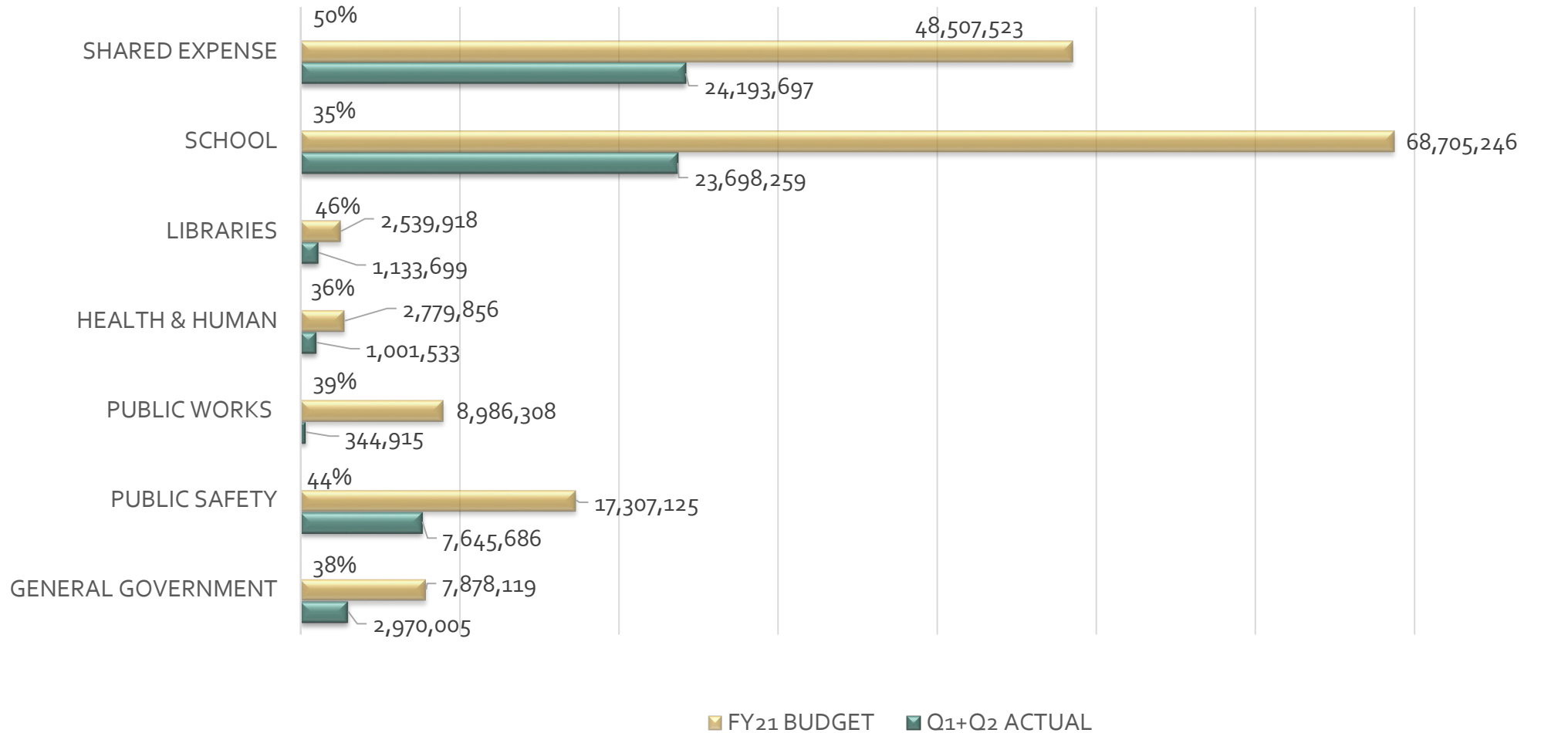
## Local Receipts Detail

	<b>FY2021 Budget</b>	<b>FY2021 Actual Q1+Q2</b>	<b>Collected %</b>
MOTOR VEHICLE	\$4,800,000	\$868,098	18%
OTHER EXCISE	\$1,208,000	\$561,769	47%
PENALTIES & INTEREST TAXES/EXCISE	\$235,550	\$121,006	51%
TRASH DISPOSAL CHARGES	\$1,167,500	\$658,888	56%
POLICE SPECIAL DUTY SERVICE CHARGES	\$58,000	\$30,958	53%
AMBULANCE FEES - OTHER CHARGES	\$1,400,000	\$590,703	42%
OTHER DEPARTMENTAL REVENUE	\$472,720	\$241,085	51%
LICENSE/PERMITS	\$1,965,785	\$1,011,119	51%
SPECIAL ASSESSMENTS	\$7,000	\$129	2%
FINES/FORFEITS	\$226,000	\$23,203	10%
INVESTMENT INCOME	\$250,000	\$118,668	47%
MISCELLANEOUS RECURRING	\$500,000	\$262,657	53%
<b>Total Local Receipts</b>	<b>\$12,560,904</b>	<b>\$4,515,020</b>	<b>36%</b>
<b>Weighted Local Receipts</b>	<b>\$7,760,904</b>	<b>\$3,646,922</b>	<b>47%</b>

# Historical Revenue Comparison FY19-FY21



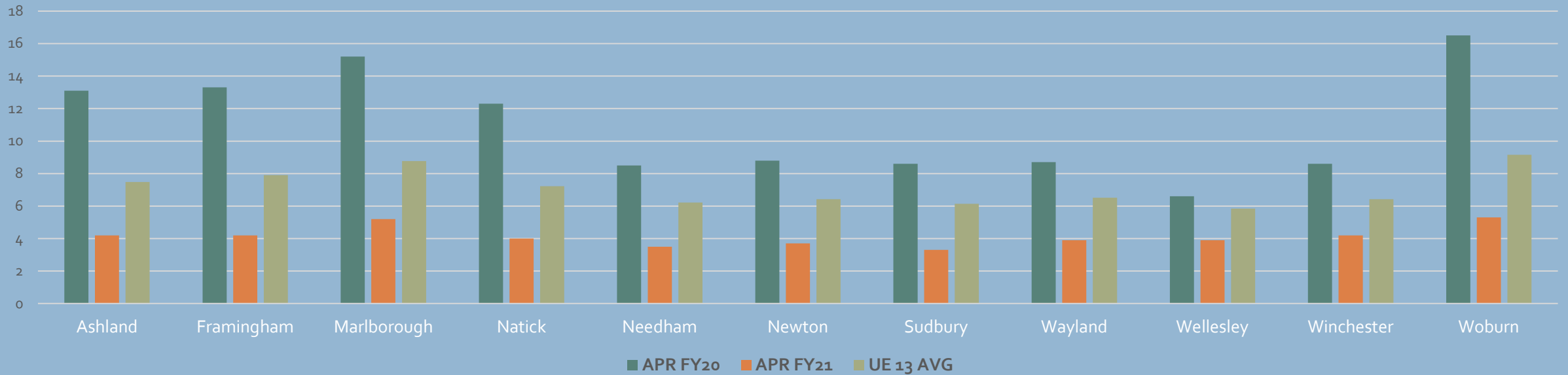
# Budget to Expense Highlights



# Q1 Q2 Expense Detail

	FY 2021 Q1+ Q2	FY 2021 Budget	Budget Used %
NATICK PUBLIC SCHOOLS	23,698,259	68,705,246	34.5%
MORSE INSTITUTE LIBRARY	1,080,114	2,357,612	45.8%
BACON FREE LIBRARY	53,585	182,306	29.4%
PUBLIC SAFETY	7,645,686	17,307,125	44.2%
PUBLIC WORKS	3,544,915	8,986,308	39.4%
HEALTH & HUMAN SERVICES	1,001,533	2,779,856	36.0%
GENERAL GOVERNMENT	2,970,005	7,878,119	37.7%
COMMITTEES	57,522	115,550	49.8%
SHARED EXPENSES	24,193,697	48,507,523	49.9%
TOTAL GENERAL FUND OPERATIONS	64,245,316	156,819,645	41.0%

## UE Comparison, 1 Year and Average



How is the economy doing?

	APR FY20	APR FY21	CHANGE
Ashland	9443	10531	1088
Framingham	36678	40802	4124
Marlborough	20981	23045	2064
Natick	17772	19961	2189
Needham	13870	15949	2079
Newton	40653	46673	6020
Sudbury	8041	9334	1293
Wayland	6115	7047	932
Wellesley	11012	12991	1979
Winchester	9546	11047	1501
Woburn	21871	23398	1527